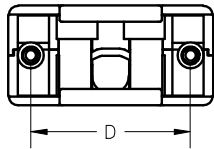
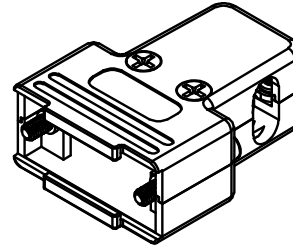
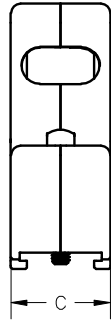
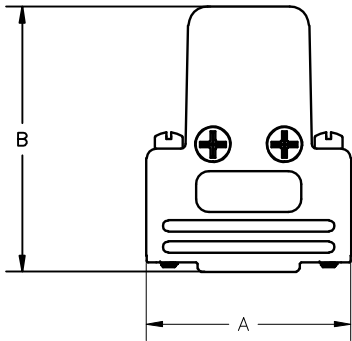
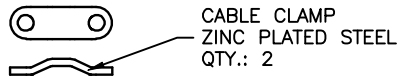


REV	DATE	DESCRIPTION	APP
-	17-NOV-14	ECN 0756A	
A	31-JUL-15	ECN 0779	
B	07-DEC-15	ECN 0781	



DIMENSIONS

A:	1.221 ±0.051	[31.00 ±1.30]
B:	1.630 ±0.051	[41.40 ±1.30]
C:	0.591 ±0.047	[15.00 ±1.20]
D:	0.984 ±0.010	[24.99 ±0.25]



CABLE CLAMP
ZINC PLATED STEEL
QTY.: 2



BLANKING PLATE
METALIZED PLASTIC
QTY.: 2



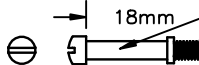
SELF-TAPPING SCREW
ZINC PLATED STEEL
QTY.: 4



SELF-TAPPING SCREW
2.9 X 10mm
NICKEL PLATED STEEL
QTY.: 2



JACK SCREW
SEE ORDER INFORMATION
NICKEL PLATED STEEL
QTY.: 2



ORDER INFORMATION	
PART NUMBER	JACK SCREW THREAD TYPE
MHETRIM09MK	#4-40 UNC CLASS 2A
MHETRIM09M25K	M2.5 X .45MM PITCH
MHETRIM09M3K	M3 X .5MM PITCH

NOTES:

1. COVER MATERIAL: ABS
2. COVER FINISH: NICKEL OVER COPPER
3. OPERATING TEMPERATURE: -55°C TO +110°C
4. MAX. CABLE O.D.: 0.512 Inches [13mm]

THIS IS A CONTROLLED DOCUMENT AND IS SUBJECT TO CHANGE. CONTACT NORTHERN TECHNOLOGIES ENGINEERING FOR THE LATEST REVISION.

UNLESS OTHERWISE SPECIFIED	SIGNATURES	DATE	Northern Technologies	
1. DIMENSIONS IN INCHES [MM] 2. TOLERANCE: AS SHOWN 3. ANGLES ±1'	DRAWN Luis C.	22-JUN-11	THIS DRAWING IS THE PROPERTY OF NORTHERN TECHNOLOGIES AND SHOULD NOT BE REPRODUCED WITHOUT NORTHERN TECHNOLOGIES WRITTEN PERMISSION.	
	CHECKED JSD	22-JUN-11		
	ENG		PART NUMBER SEE ORDER INFORMATION	DESCRIPTION CMP 09 3-WAY EXIT COVER KIT
	ISSUED	29-JUN-11	SHEET 1	CODE 7100_270
			SCALE N.T.S.	SHEET 1 OF 1