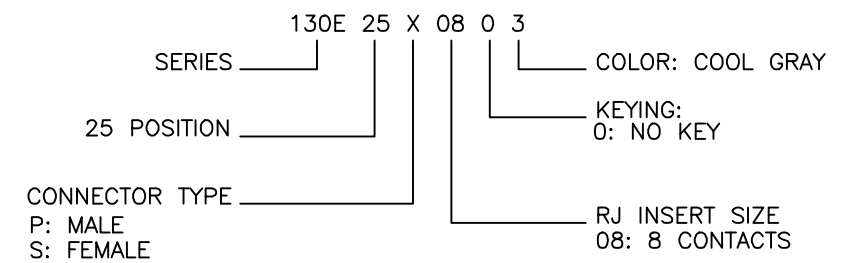
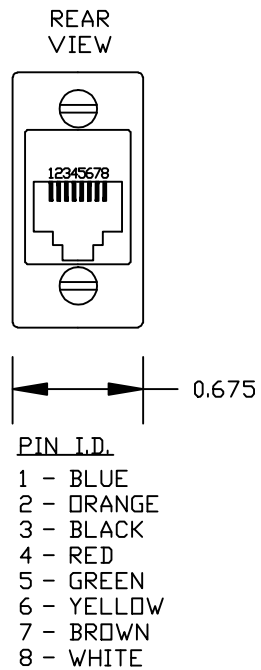
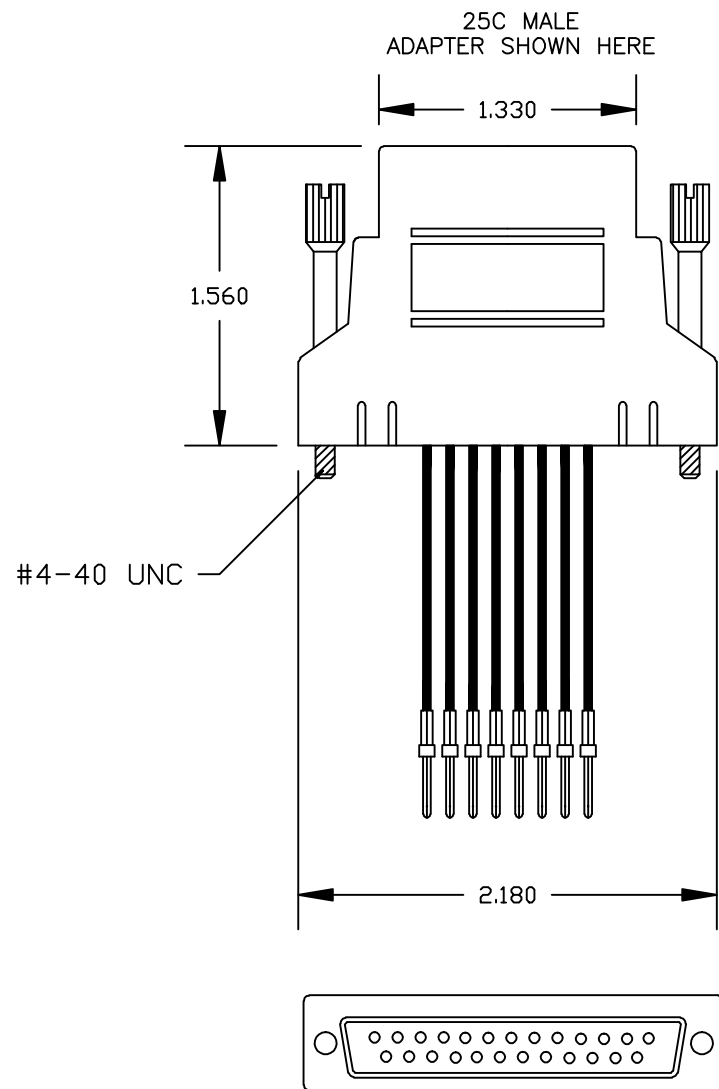


REVISIONS				
ZONE	REV	DESCRIPTION	DATE	APPROVED
	A	ECN 0635	05-SEP-07	
	B	ECN 0760	01-DEC-14	



NOTES:

- COVER: ABS THERMOPLASTIC
- RJ INSERT: ABS THERMOPLASTIC
- D-SUB INSULATOR: PBT THERMOPLASTIC
- D-SUB CONTACTS: COPPER ALLOY - GOLD PLATED
- RJ CONTACTS: COPPER ALLOY - GOLD PLATED
- THUMBSCREWS: LOW CARBON STEEL W/ Ni PLATE
- INNER SHIELD: COPPER ALLOY WITH NICKEL PLATE

KIT INCLUDES:

- ONE PIECE PLASTIC COVER WITH RJ MODULAR ASSEMBLY & INNER SHIELD
- #4-40 UNC THUMBSCREWS INSTALLED IN COVER.
- 25 POSITION MALE OR FEMALE CRIMP STYLE D-SUBMINIATURE CONNECTOR (MALE OR FEMALE CONNECTOR DETERMINED BY PART NUMBER)
- RJ STYLE INSERT INSTALLED IN COVER.

THIS IS A CONTROLLED DOCUMENT AND IS SUBJECT TO CHANGE. CONTACT NORTHERN TECHNOLOGIES ENGINEERING FOR THE LATEST REVISION.

UNLESS OTHERWISE SPECIFIED 1. ALL DIMENSIONS ARE IN INCHES (MM) 2. DIMENSIONS ARE TYPICAL		Northern Technologies <small>THIS DRAWING IS THE PROPERTY OF NORTHERN TECHNOLOGIES AND SHOULD NOT BE REPRODUCED WITHOUT NORTHERN TECHNOLOGIES WRITTEN PERMISSION.</small>		
DRAWN JSD 23-MAY-06		PART NUMBER SEE ORDER INFORMATION		
CHECKED SCN 23-MAY-06		DESCRIPTION 130E SERIES 25C MOD ADAPTOR W/ INNER SHIELD RoHS		
ISSUED 23-MAY-06	SCALE	SIZE B	CODE 200_228	DWG NO. 0002-200-228
				REV
				SHEET 1 OF 1