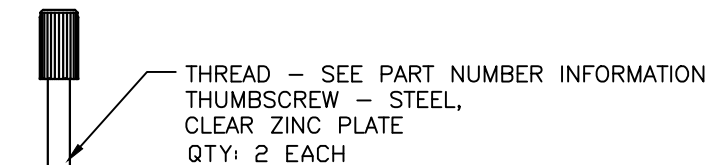
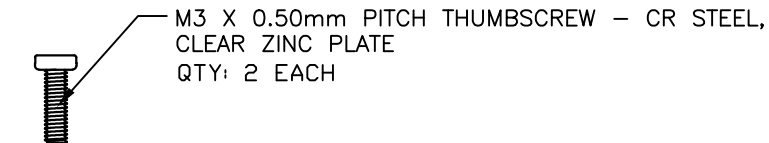
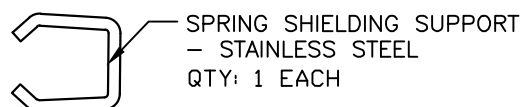


Max. Cable Dia. 0.453 [11.5]



REVISIONS				
ZONE	REV	DESCRIPTION	DATE	APPROVED
	A	ECN 0679	30-OCT-09	
	B	ECN 0684	15-APR-10	
	C	ECN 0784	06-JUN-16	
	D	ECN 0797	17-FEB-17	
	E	ECN 0833	14-APR-22	

PART NUMBER INFORMATION

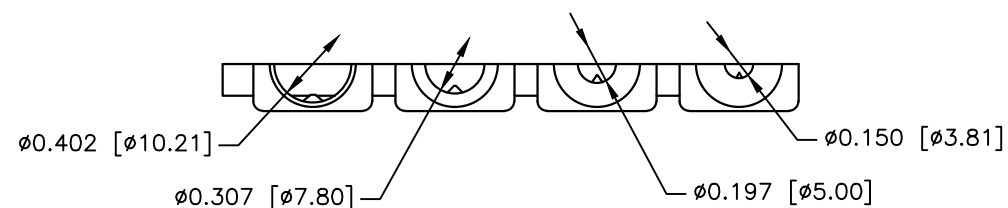
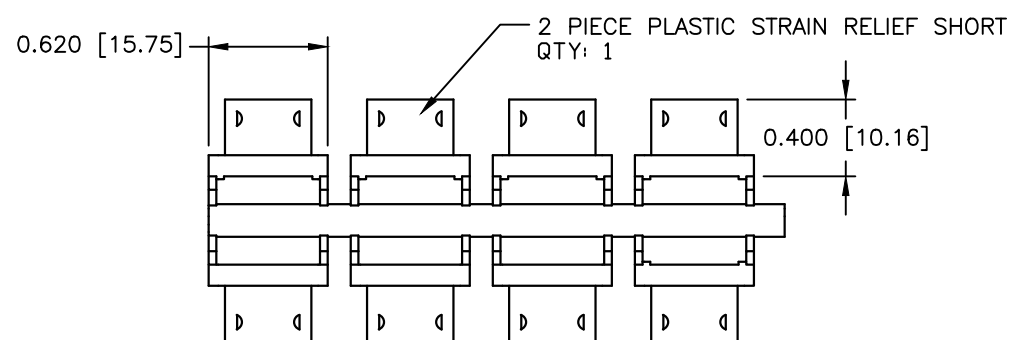
PART#	LOGO STYLE	THREAD	SUPPLIED
MHDETZK25K	NO LOGO	4-40 UNC	PACKAGED
MHDETZK25KM25	NO LOGO	M2.5	PACKAGED
MHDETZK25KM26	NO LOGO	M2.6	PACKAGED
MHDETZK25KM3	NO LOGO	M3	PACKAGED

CONNECTOR COVER:

- 1.MATERIAL: ZINC DIE-CAST
- 2.FINISH: NICKEL PLATING
- 3.DIMENSIONS: INCHES [MM]
- 4.TOLERANCE: ±0.015 [0.381]

COMPRESSION INSERT TREE

- 1.MATERIAL: ABS
- 2.COLOR: BLACK
- 3.DUROMETER: 70 - TYPE D
- 4.DIMENSIONS: INCHES [MM]
- 5.TOLERANCE: ±0.015 [0.381]



THIS IS A CONTROLLED DOCUMENT AND IS SUBJECT TO CHANGE. CONTACT NORTHERN TECHNOLOGIES ENGINEERING FOR THE LATEST REVISION.

UNLESS OTHERWISE SPECIFIED 1. ALL DIMENSIONS ARE IN INCHES (MM) 2. DIMENSIONS ARE TYPICAL		Northern Technologies <small>THIS DRAWING IS THE PROPERTY OF NORTHERN TECHNOLOGIES AND SHOULD NOT BE REPRODUCED WITHOUT NORTHERN TECHNOLOGIES WRITTEN PERMISSION.</small>		
DRAWN JSD 14-JUL-06		PART NUMBER SEE PART NUMBER INFORMATION DESCRIPTION CMA 25 STRAIGHT EXIT METAL COVER NICKEL		
CHECKED SCN 14-JUL-06	ISSUED 14-JUL-06	SIZE B	CODE 200_201	DWG NO. 0002-200-201
		SCALE N.T.S.		REV SHEET 1 OF 1