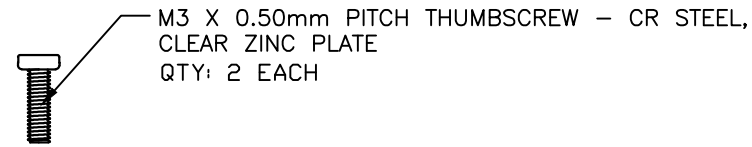
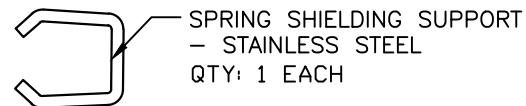


Max. Cable Dia. 0.453 [11.5]



THIS IS A CONTROLLED DOCUMENT AND IS SUBJECT TO CHANGE. CONTACT NORTHERN TECHNOLOGIES ENGINEERING FOR THE LATEST REVISION.

| REVISIONS | | | | |
|-----------|-----|-------------|-----------|----------|
| ZONE | REV | DESCRIPTION | DATE | APPROVED |
| | A | ECN 0679 | 30-OCT-09 | |
| | B | ECN 0684 | 15-APR-10 | |
| | C | ECN 0784 | 06-JUN-16 | |
| | D | ECN 0797 | 17-FEB-17 | |
| | E | ECN 0832 | 14-FEB-22 | |
| | F | ECN 0833 | 14-APR-22 | |

PART NUMBER INFORMATION

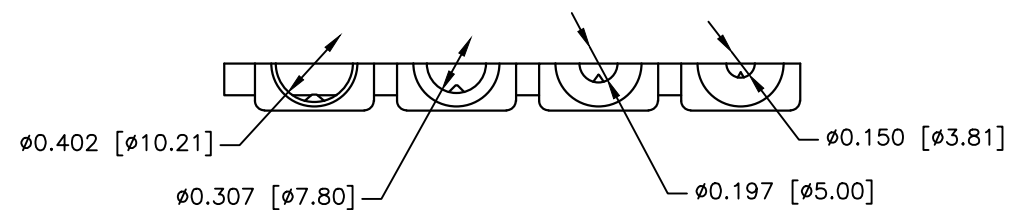
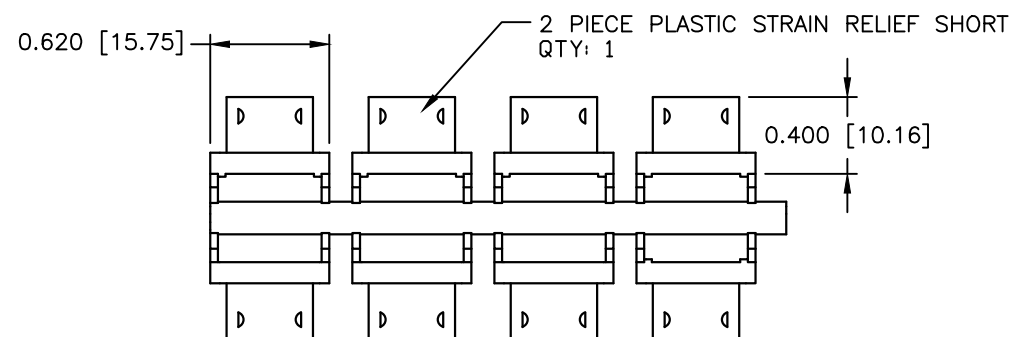
| PART# | LOGO STYLE | THREAD | SUPPLIED |
|---------------|------------|----------|----------|
| MHDETZK15K | NO LOGO | 4-40 UNC | PACKAGED |
| MHDETZK15KM25 | NO LOGO | M2.5 | PACKAGED |
| MHDETZK15KM26 | NO LOGO | M2.6 | PACKAGED |
| MHDETZK15KM3 | NO LOGO | M3 | PACKAGED |

CONNECTOR COVER:

- 1.MATERIAL: ZINC DIE-CAST
- 2.FINISH: NICKEL PLATING
- 3.DIMENSIONS: INCHES [MM]
- 4.TOLERANCE: ±0.015 [0.381]

COMPRESSION INSERT TREE

- 1.MATERIAL: ABS
- 2.COLOR: BLACK
- 3.DUROMETER: 70 - TYPE D
- 4.DIMENSIONS: INCHES [MM]
- 5.TOLERANCE: ±0.015 [0.381]



| | | | | |
|---|--|---|-----------------|--------------|
| UNLESS OTHERWISE SPECIFIED 1. ALL DIMENSIONS ARE IN INCHES (MM) 2. DIMENSIONS ARE TYPICAL | | Northern Technologies <small>THIS DRAWING IS THE PROPERTY OF NORTHERN TECHNOLOGIES AND SHOULD NOT BE REPRODUCED WITHOUT NORTHERN TECHNOLOGIES WRITTEN PERMISSION.</small> | | |
| DRAWN JSD | | PART NUMBER SEE PART NUMBER INFORMATION | | |
| CHECKED SCN | | DESCRIPTION CMA 15 STRAIGHT EXIT METAL COVER NICKEL | | |
| ISSUED | | SIZE B | CODE 200_200 | REV |
| 14-JUL-06 | | DWG NO. 0002-200-200 | | |
| 14-JUL-06 | | SCALE N.T.S. | | SHEET 1 OF 1 |