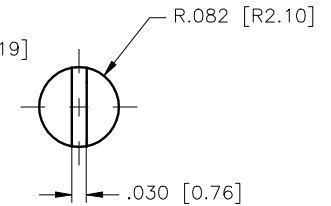
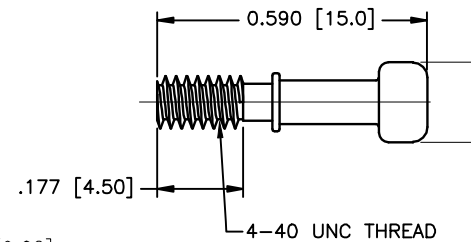
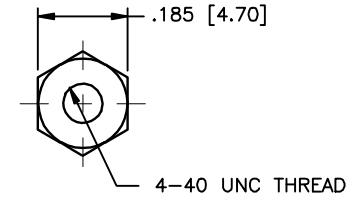
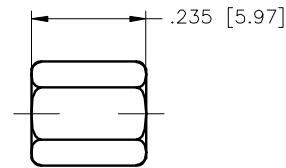
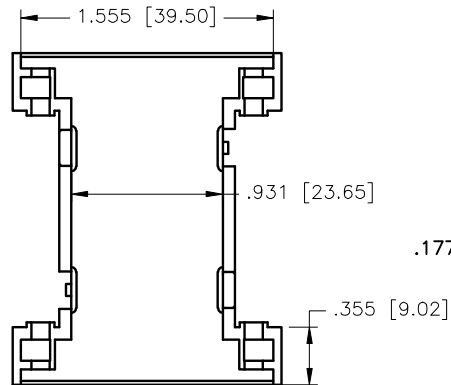
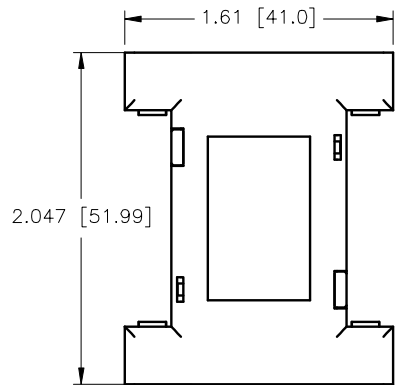
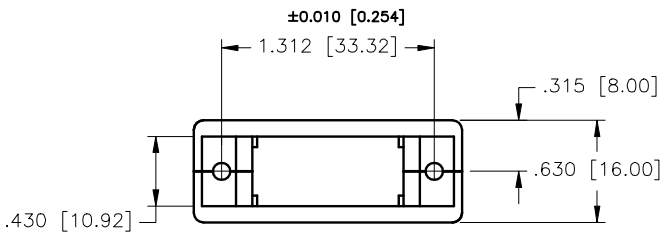
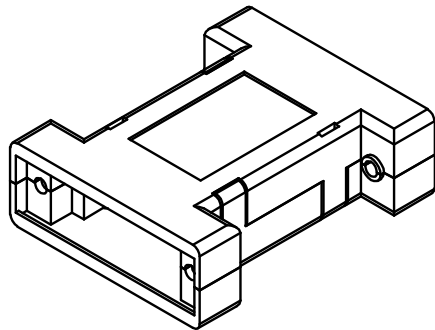
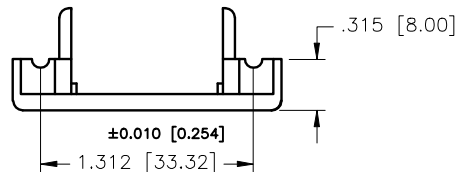


REV	DATE	DESCRIPTION	APP
A	05-MAR-14	ECN 0738	
B	10-JUN-16	ECN 0786	



NOTES:

1. MATERIAL: A.B.S. (UL94HB)
2. COLOR: SEE NOTE 5
3. DIMENSIONS: INCHES [MM]
4. KIT INCLUDES:
 - 1 - 2 PC. COVER
 - 4 - #4-40 MATING SCREW
 - 4 - #4-40 HEX EXTENDER
5. PART NO. 201E15F15F001 - BLACK
PART NO. 201E15F15F003 - GRAY



THIS IS A CONTROLLED DOCUMENT AND IS SUBJECT TO CHANGE. CONTACT NORTHERN TECHNOLOGIES ENGINEERING FOR THE LATEST REVISION.

UNLESS OTHERWISE SPECIFIED	SIGNATURES	DATE	Northern Technologies			
1. ALL DIMENSIONS ARE IN INCHES (MM) 2. TOLERANCE: ±0.015 [0.38]	DRAWN JSD	03-JAN-06	THIS DRAWING IS THE PROPERTY OF NORTHERN TECHNOLOGIES AND SHOULD NOT BE REPRODUCED WITHOUT NORTHERN TECHNOLOGIES WRITTEN PERMISSION. PART NUMBER 201E15F15F00X DESCRIPTION 15M/F 15M/F GENDER CHANGER COVER			
	CHECKED SCN	03-JAN-06				
	ENG			SHEET 1	CODE 7100_206	DWG NO. 7100-500-206
	ISSUED		03-JAN-06	SCALE N.T.S.		SHEET 1 OF 1