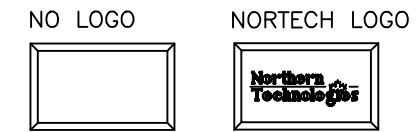
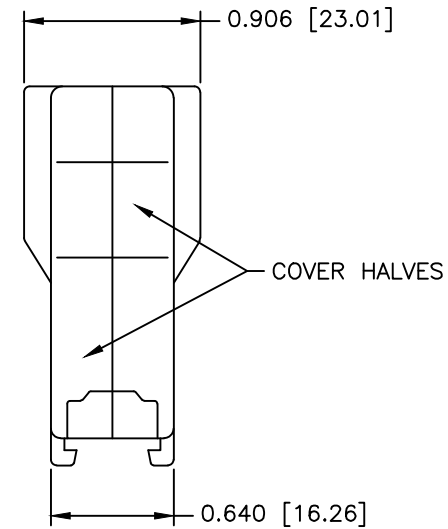
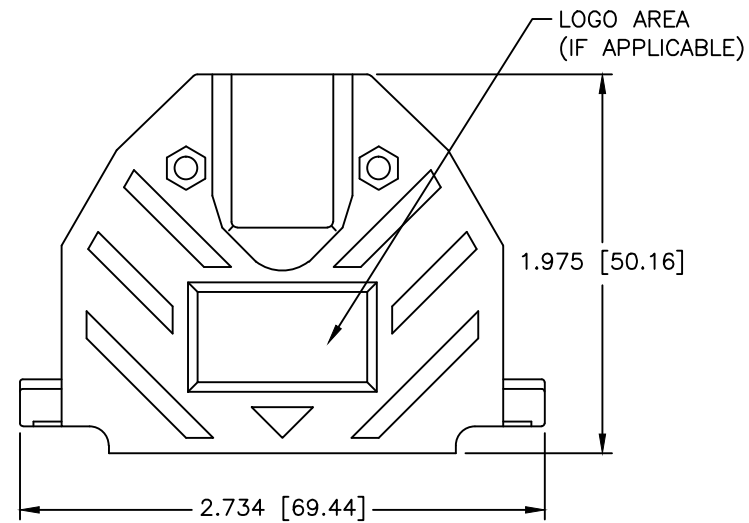


THIS PRODUCT IS DISCONTINUED

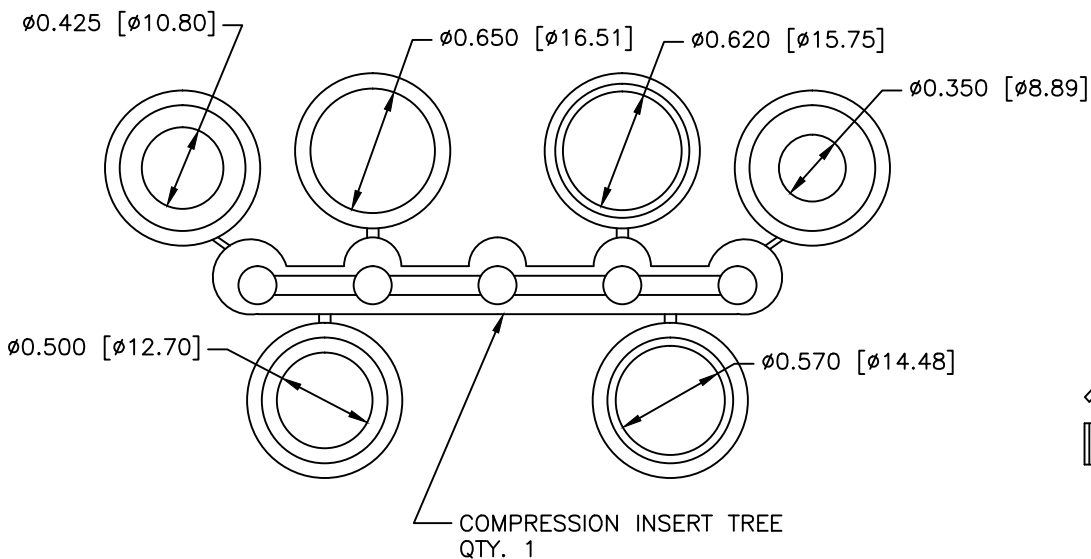
REVISIONS				
ZONE	REV	DESCRIPTION	DATE	APPROVED
	A	ECN 0578	06-OCT-05	
	B	ECN 0603	10-AUG-06	
	C	ECN 0847	19-FEB-24	







PART NUMBER INFORMATION

PART#	LOGO STYLE	SUPPLIED
F30E330000	NO LOGO	BULK
F88E330000	NO LOGO	PACKAGED
F30E331000	NORTECH LOGO*	BULK
F88E331000	NORTECH LOGO*	PACKAGED

\* - SPECIAL ORDER ITEM - CONTACT NORTHERN TECHNOLOGIES



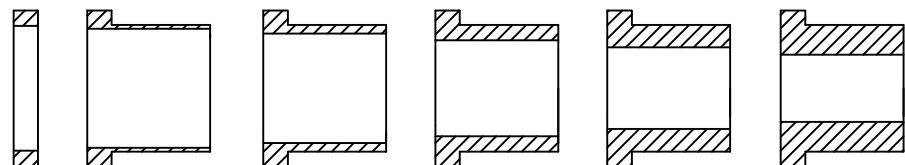
-  #4-40 X 7/16" FILLISTER HEAD MACHINE SCREW  
MATERIAL - STEEL  
FINISH - BRIGHT ZINC (HEXAVALENT CHROMIUM FREE)  
QTY: 2 EACH
-  #4-40 #2 BLANK HEX NUT  
MATERIAL - STEEL  
FINISH - BRIGHT ZINC (HEXAVALENT CHROMIUM FREE)  
QTY: 2 EACH
-  #4-40 X 1/2" FILLISTER HEAD CAPTIVE SCREW  
MATERIAL - STEEL  
FINISH - BRIGHT ZINC (HEXAVALENT CHROMIUM FREE)  
QTY: 2 EACH
-  #4 SADDLE WASHER  
MATERIAL - STEEL  
FINISH - BRIGHT ZINC (HEXAVALENT CHROMIUM FREE)  
QTY: 2 EACH

CONNECTOR COVER:

1. MATERIAL: ABS COMPOUND UL94V-0
2. FINISH: NICKEL PLATING PER NTC SPECIFICATION N/T 000500
3. DIMENSIONS: INCHES [MM]
4. TOLERANCE: ±0.015 [0.381]

COMPRESSION INSERT TREE

1. MATERIAL: THERMOPLASTIC 94V-0
2. COLOR: BLACK
3. DUROMETER: 75 ±5 TYPE A PER ASTM D2240
4. DIMENSIONS: INCHES [MM]
5. TOLERANCE: ±0.020 [0.508]



THIS IS A CONTROLLED DOCUMENT AND IS SUBJECT TO CHANGE. CONTACT NORTHERN TECHNOLOGIES ENGINEERING FOR THE LATEST REVISION.

UNLESS OTHERWISE SPECIFIED 1. ALL DIMENSIONS ARE IN INCHES (MM) 2. DIMENSIONS ARE TYPICAL		<b>Northern Technologies</b> <small>THIS DRAWING IS THE PROPERTY OF NORTHERN TECHNOLOGIES AND SHOULD NOT BE REPRODUCED WITHOUT NORTHERN TECHNOLOGIES WRITTEN PERMISSION.</small>		
DRAWN JSD 01-JUL-05		PART NUMBER SEE PART NUMBER INFORMATION		
CHECKED SCN 01-JUL-05		DESCRIPTION CMP 37 STR EXIT TWO PIECE METALIZED PLASTIC COVER FR		
ISSUED 01-JUL-05		SIZE B	CODE 200_212	REV C
		SCALE 1:1	DWG NO. 0002-200-212	SHEET 1 OF 1