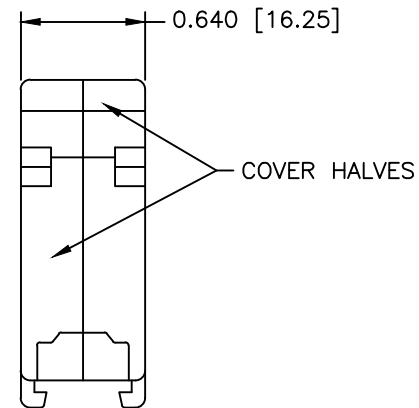
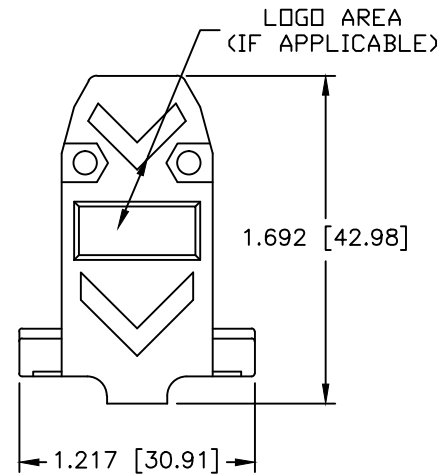



THIS PRODUCT IS DISCONTINUED

REVISIONS				
ZONE	REV	DESCRIPTION	DATE	APPROVED
	A	ECN 0578	06-OCT-05	
	B	ECN 0603	10-AUG-06	
	C	ECN 0755	12-NOV-14	
	D	ECN 0757	18-NOV-14	
	E	ECN 0847	19-FEB-24	



NO LOGO



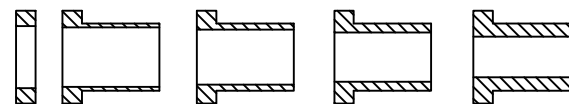
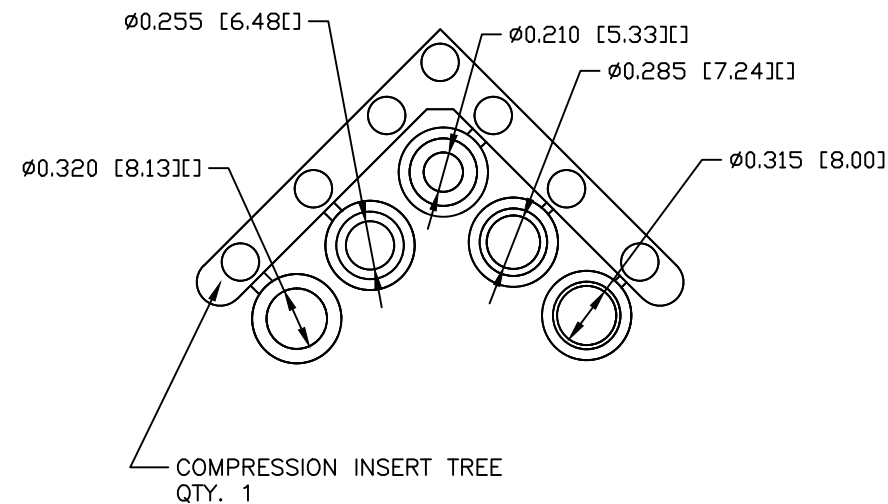
NORTECH LOGO



PART NUMBER INFORMATION

PART#	LOGO STYLE	SUPPLIED
F30E300000	NO LOGO	BULK
F88E300000	NO LOGO	PACKAGED
F30E301000	NORTECH LOGO*	BULK
F88E301000	NORTECH LOGO*	PACKAGED

\* - SPECIAL ORDER ITEM - CONTACT NORTHERN TECHNOLOGIES



#4-40 X 7/16" FILLISTER HEAD MACHINE SCREW  
MATERIAL - STEEL  
FINISH - BRIGHT ZINC (HEXAVALENT CHROMIUM FREE)  
QTY: 2 EACH



#4-40 #2 BLANK HEX NUT  
MATERIAL - STEEL  
FINISH - BRIGHT ZINC (HEXAVALENT CHROMIUM FREE)  
QTY: 2 EACH



#4-40 X 1/2" FILLISTER HEAD CAPTIVE SCREW  
MATERIAL - STEEL  
FINISH - BRIGHT ZINC (HEXAVALENT CHROMIUM FREE)  
QTY: 2 EACH



#4 SADDLE WASHER  
MATERIAL - STEEL  
FINISH - BRIGHT ZINC (HEXAVALENT CHROMIUM FREE)  
QTY: 2 EACH

CONNECTOR COVER:

- 1.MATERIAL: ABS COMPOUND UL94V-0
- 2.FINISH: NICKEL PLATING PER NTC SPECIFICATION N/T 000500
- 3.DIMENSIONS: INCHES [MM]
- 4.TOLERANCE: ±0.015 [0.381]

COMPRESSION INSERT TREE

- 1.MATERIAL: THERMOPLASTIC 94V-0
- 2.COLOR: BLACK
- 3.DUROMETER: 75 ±5 TYPE A PER ASTM D2240
- 4.DIMENSIONS: INCHES [MM]
- 5.TOLERANCE: ±0.020 [0.508]

THIS IS A CONTROLLED DOCUMENT AND IS SUBJECT TO CHANGE. CONTACT NORTHERN TECHNOLOGIES ENGINEERING FOR THE LATEST REVISION.

UNLESS OTHERWISE SPECIFIED

1. ALL DIMENSIONS ARE IN INCHES (MM)
2. DIMENSIONS ARE TYPICAL

**Northern Technologies**

THIS DRAWING IS THE PROPERTY OF NORTHERN TECHNOLOGIES AND SHOULD NOT BE REPRODUCED WITHOUT NORTHERN TECHNOLOGIES WRITTEN PERMISSION.

PART NUMBER SEE PART NUMBER INFORMATION

DESCRIPTION CMP 09 STR EXIT TWO PIECE METALIZED PLASTIC COVER FR

DRAWN JSD	01-JUL-05	SIZE B	CODE 200_209	DWG NO. 0002-200-209	REV E
CHECKED SCN	01-JUL-05	SCALE 1:1		SHEET 1 OF 1	
ISSUED	01-JUL-05				