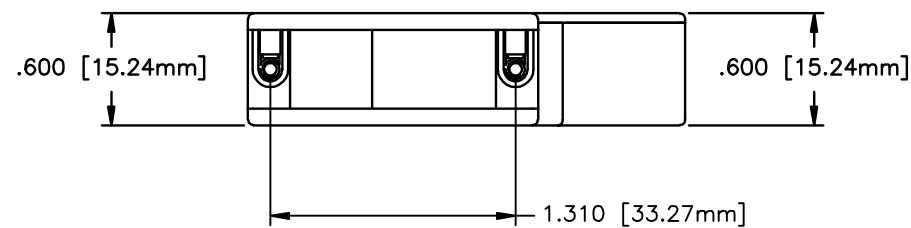
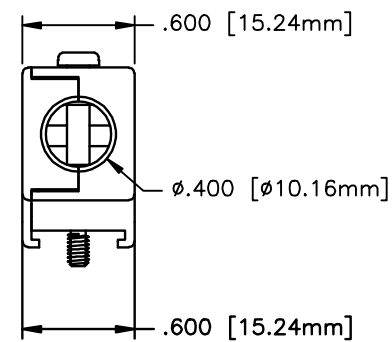
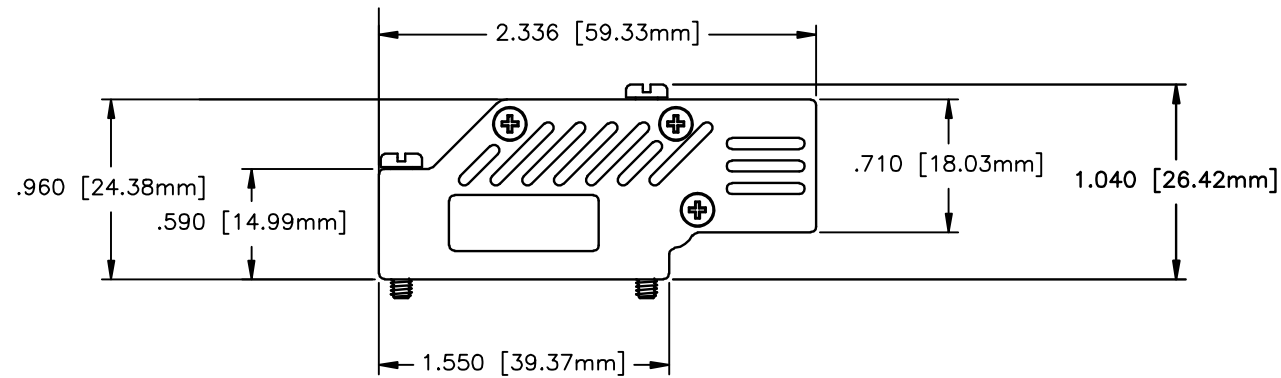



REV	DATE	DESCRIPTION	APP



NO LOGO




PART NUMBER INFORMATION


PART#	LOGO STYLE	SUPPLIED
NA30E910000M26	NO LOGO TOP COVER	BULK
NA30E910100	BOTTOM COVER	BULK
N30E910000M26	NO LOGO	PACKAGED



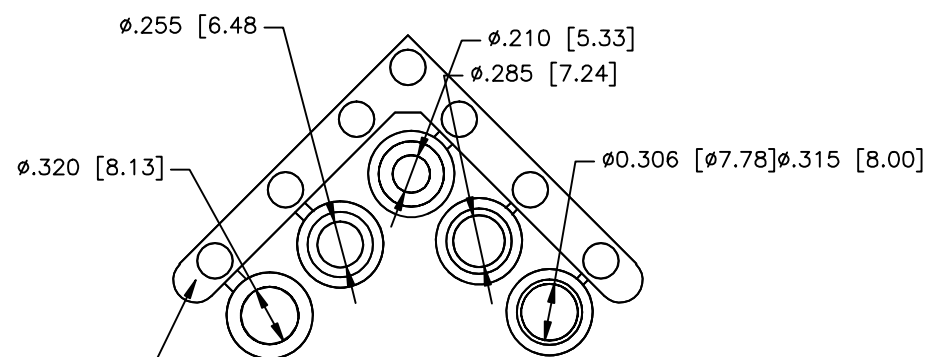
#2-56 PHILLIPS HEAD MACHINE SCREW
- STAINLESS STEEL
QTY.: 3 EACH



M2.6 X 0.770" SLOTTED MATING SCREW
- STEEL, NICKEL PLATED
QTY.: 1 EACH



M2.6 X 1.140" SLOTTED MATING SCREW
- STEEL, NICKEL PLATED
QTY.: 1 EACH



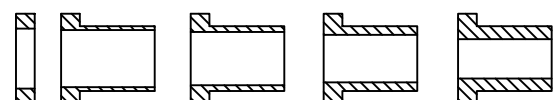
COMPRESSION INSERT TREE
QTY. 1

CONNECTOR COVER:

- 1.MATERIAL: ZINC ALLOY
- 2.FINISH: NICKEL PLATING PER NTC SPECIFICATION N/T 000400
- 3.DIMENSIONS: INCHES [MM]
- 4.TOLERANCE: ± 0.015 [0.381]

COMPRESSION INSERT TREE

- 1.MATERIAL: THERMOPLASTIC
- 2.COLOR: BLACK
- 3.DUROMETER: 75 ± 5 TYPE A PER ASTM D2240
- 4.DIMENSIONS: INCHES [MM]
- 5.TOLERANCE: ± 0.020 [0.508]



THIS IS A CONTROLLED DOCUMENT AND IS SUBJECT TO CHANGE. CONTACT NORTHERN TECHNOLOGIES ENGINEERING FOR THE LATEST REVISION.

UNLESS OTHERWISE SPECIFIED	SIGNATURES	DATE	Northern Technologies		
1. ALL DIMENSIONS ARE IN INCHES (MM) 2. DIMENSIONS ARE TYPICAL	DRAWN JSD	16-JAN-14	THIS DRAWING IS THE PROPERTY OF NORTHERN TECHNOLOGIES AND SHOULD NOT BE REPRODUCED WITHOUT NORTHERN TECHNOLOGIES WRITTEN PERMISSION. PART NUMBER SEE PART NUMBER INFORMATION DESCRIPTION CM 15 90 DEGREE ULTRA LOW PROFILE WITH M2.6 MATING SCREWS		
	CHECKED SCN	16-JAN-14			
	ISSUED	16-JAN-14	SHEET 1	CODE 200_206M26	DWG NO. 0002-200-206M26
	SCALE N.T.S.			SHEET 1 OF 1	