


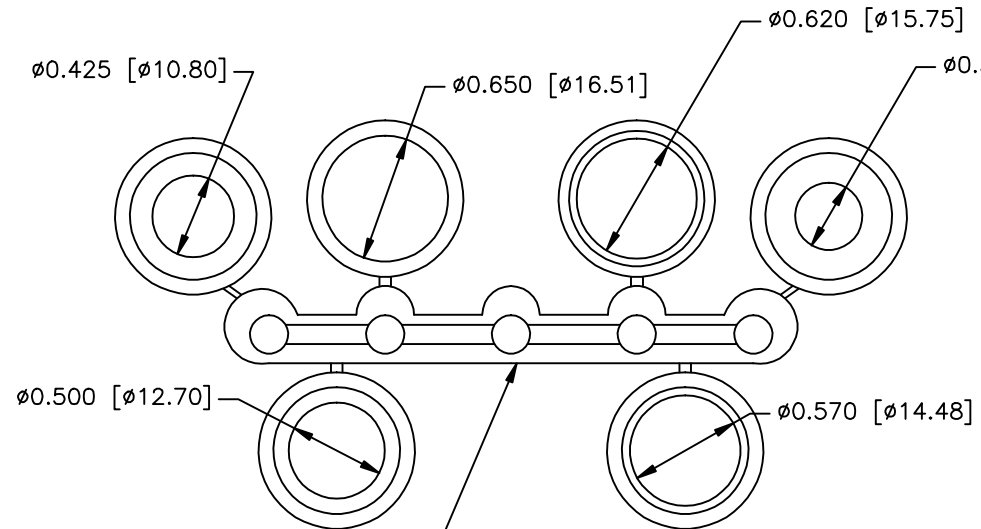

REVISIONS				
ZONE	REV	DESCRIPTION	DATE	APPROVED
	A	ECN 0686	17-MAY-10	

NO LOGO



PART NUMBER INFORMATION

PART#	LOGO STYLE	SUPPLIED
NA30E930000L	NO LOGO TOP COVER	BULK
NA30E930100L	BOTTOM COVER	BULK
N30E930000L	NO LOGO	PACKAGED



#4-40 X 0.5" PHILLIPS HEAD MACHINE SCREW  
- STAINLESS STEEL  
QTY: 3 EACH

#4-40 X 1.80" SLOTTED MATING SCREW  
- STEEL, NICKEL PLATED  
QTY: 1 EACH

#4-40 X 1.10" SLOTTED MATING SCREW  
- STEEL, NICKEL PLATED  
QTY: 1 EACH

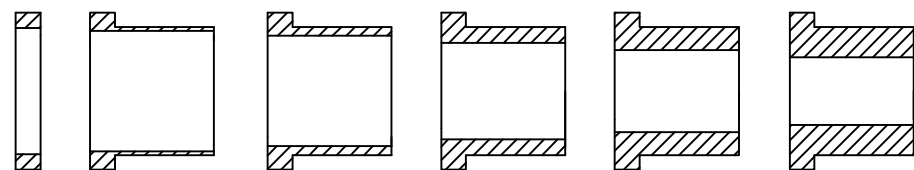
CONNECTOR COVER:

- 1.MATERIAL: ZINC ALLOY
- 2.FINISH: NICKEL PLATING PER NTC SPECIFICATION N/T 000400
- 3.DIMENSIONS: INCHES [MM]
- 4.TOLERANCE: ±0.015 [0.381]

COMPRESSION INSERT TREE

- 1.MATERIAL: THERMOPLASTIC
- 2.COLOR: BLACK
- 3.DUROMETER: 75 ±5 TYPE A PER ASTM D2240
- 4.DIMENSIONS: INCHES [MM]
- 5.TOLERANCE: ±0.020 [0.508]

COMPRESSION INSERT TREE  
QTY. 1



THIS IS A CONTROLLED DOCUMENT AND IS SUBJECT TO CHANGE. CONTACT NORTHERN TECHNOLOGIES ENGINEERING FOR THE LATEST REVISION.

UNLESS OTHERWISE SPECIFIED 1. ALL DIMENSIONS ARE IN INCHES (MM) 2. DIMENSIONS ARE TYPICAL		<b>Northern Technologies</b> <small>THIS DRAWING IS THE PROPERTY OF NORTHERN TECHNOLOGIES AND SHOULD NOT BE REPRODUCED WITHOUT NORTHERN TECHNOLOGIES WRITTEN PERMISSION.</small>		
DRAWN JSD 02-JAN-06		PART NUMBER SEE PART NUMBER INFORMATION		
CHECKED SCN 02-JAN-06		DESCRIPTION CM 37 90 DEGREE LOW PROFILE COVER		
ISSUED	02-JAN-06	SIZE B	CODE 200_204	DWG NO. 0002-200-204
		SCALE 1:1	SHEET 1 OF 1	