


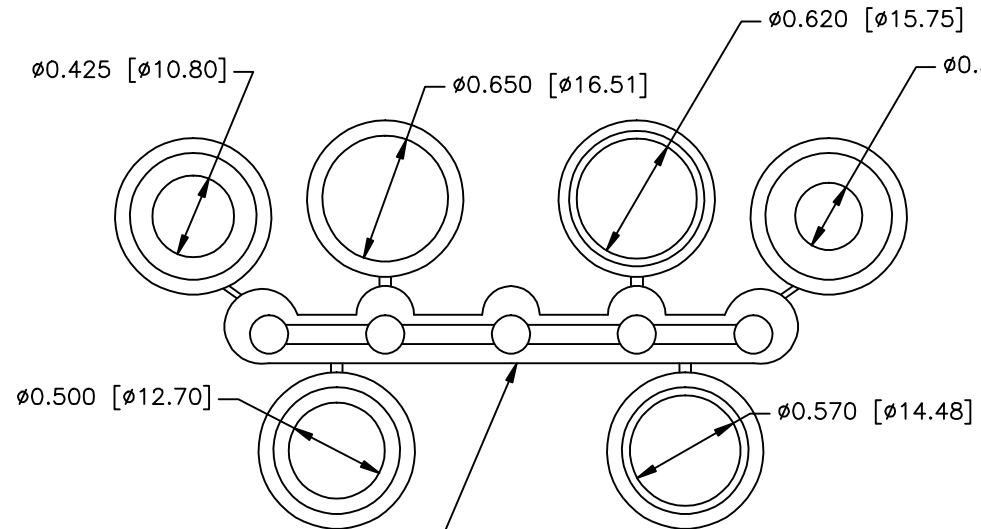
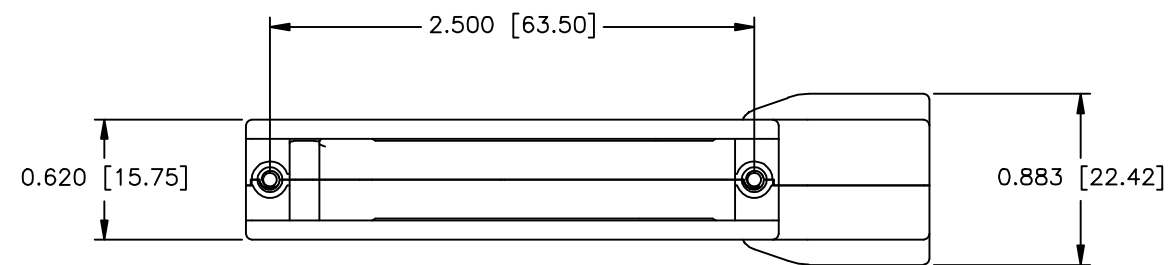
REVISIONS				
ZONE	REV	DESCRIPTION	DATE	APPROVED

NO LOGO



PART NUMBER INFORMATION

PART#	LOGO STYLE	SUPPLIED
NA30E930000LM26	NO LOGO TOP COVER	BULK
NA30E930100L	BOTTOM COVER	BULK
N30E930000LM26	NO LOGO	PACKAGED



#4-40 X 0.5" PHILLIPS HEAD MACHINE SCREW
- STAINLESS STEEL
QTY: 3 EACH

M2.6 X 1.80" SLOTTED MATING SCREW
- STEEL, NICKEL PLATED
QTY: 1 EACH

M2.6 X 1.10" SLOTTED MATING SCREW
- STEEL, NICKEL PLATED
QTY: 1 EACH

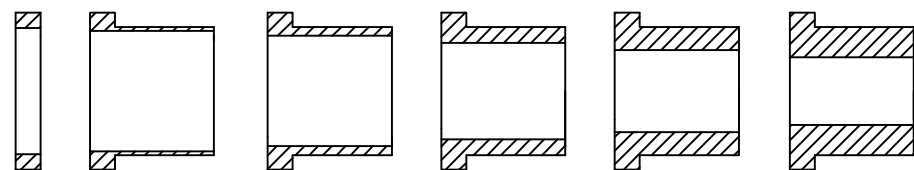
COMPRESSION INSERT TREE
QTY. 1

CONNECTOR COVER:

- 1.MATERIAL: ZINC ALLOY
- 2.FINISH: NICKEL PLATING PER NTC SPECIFICATION N/T 000400
- 3.DIMENSIONS: INCHES [MM]
- 4.TOLERANCE: ±0.015 [0.381]

COMPRESSION INSERT TREE

- 1.MATERIAL: THERMOPLASTIC
- 2.COLOR: BLACK
- 3.DUROMETER: 75 ±5 TYPE A PER ASTM D2240
- 4.DIMENSIONS: INCHES [MM]
- 5.TOLERANCE: ±0.020 [0.508]



THIS IS A CONTROLLED DOCUMENT AND IS SUBJECT TO CHANGE. CONTACT NORTHERN TECHNOLOGIES ENGINEERING FOR THE LATEST REVISION.

UNLESS OTHERWISE SPECIFIED 1. ALL DIMENSIONS ARE IN INCHES (MM) 2. DIMENSIONS ARE TYPICAL		Northern Technologies <small>THIS DRAWING IS THE PROPERTY OF NORTHERN TECHNOLOGIES AND SHOULD NOT BE REPRODUCED WITHOUT NORTHERN TECHNOLOGIES WRITTEN PERMISSION.</small>		
DRAWN JSD 12-JUL-12		PART NUMBER SEE PART NUMBER INFORMATION		
CHECKED SCN 12-JUL-12		DESCRIPTION CM 37 90 DEGREE LOW PROFILE COVER WITH M2.6 MATING SCREWS		
ISSUED	12-JUL-12	SIZE B	CODE 200_204M26	DWG NO. 0002-200-204M26
		SCALE 1:1	SHEET 1 OF 1	