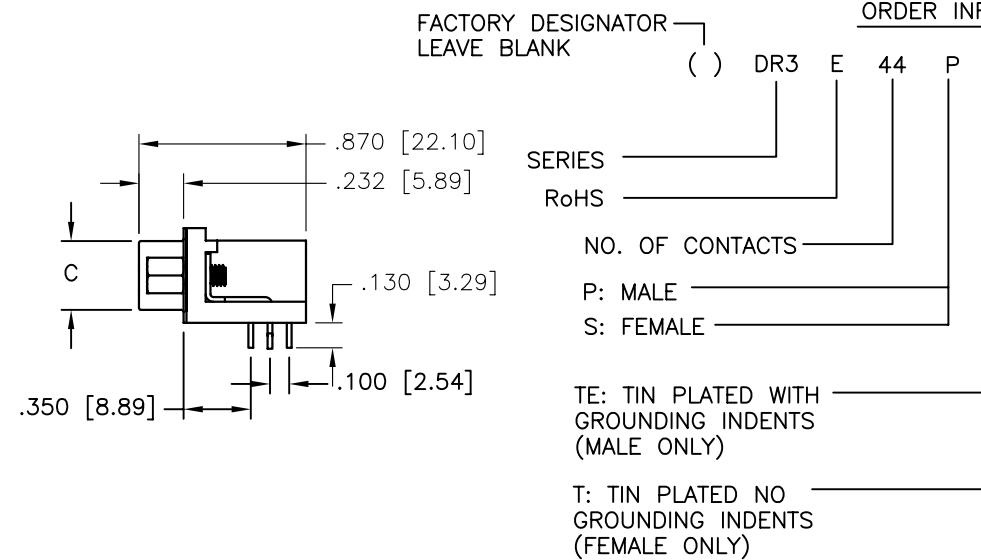
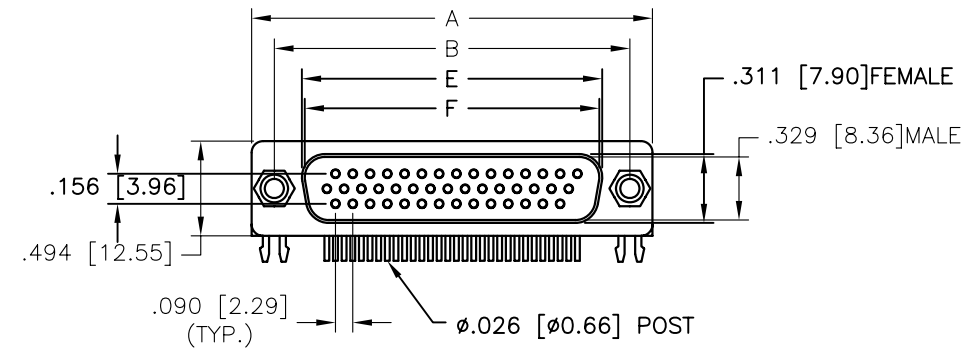
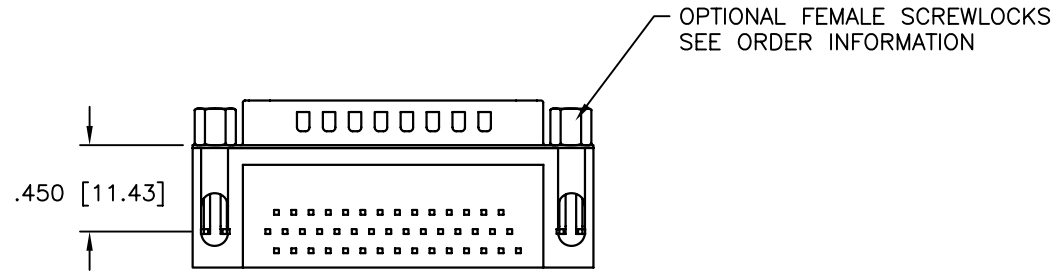


REVISIONS

ZONE	REV	DESCRIPTION	DATE	APPROVED
	A	ECN 0619	25-AUG-06	
	B	ECN 0648	06-JUN-08	

DIMENSIONS INCHES [MM]						
No. of Contacts	Shell Size	A ±0.010 [±0.254]	B ±0.010 [±0.254]	C ±0.010 [±0.254]	E Max. Female ±0.010 [±0.254]	F Min. Male ±0.010 [±0.254]
15	E(9)	1.213 [30.81]	0.984 [24.99]	0.494 [12.55]	0.643 [16.33]	0.666 [16.92]
26	A(15)	1.541 [39.14]	1.312 [33.32]	0.494 [12.55]	0.971 [24.66]	0.994 [25.25]
44	B(25)	2.088 [53.04]	1.852 [46.99]	0.494 [12.55]	1.511 [38.38]	1.534 [38.96]
62	C(37)	2.729 [69.32]	2.500 [63.50]	0.494 [12.55]	2.159 [54.84]	2.182 [55.42]



CONTACT FINISH:

- S: SELECTIVE GOLD FLASH OVER NICKEL
- EMPTY: GOLD FLASH OVER ENTIRE CONTACT
- S15: 15ui GOLD MATING END - TINNED SOLDER TAILS
- S30: 30ui GOLD MATING END - TINNED SOLDER TAILS

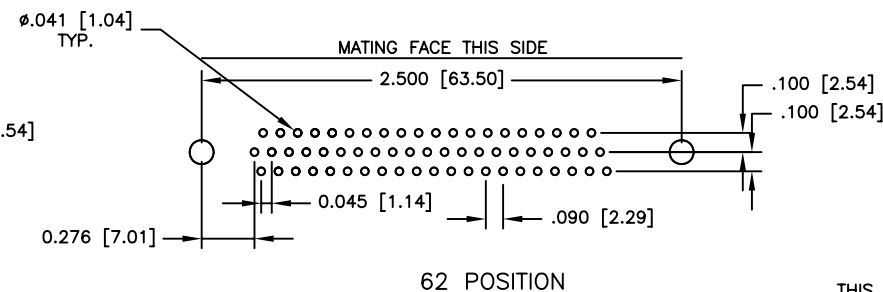
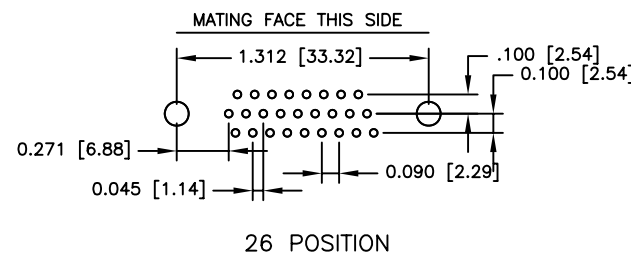
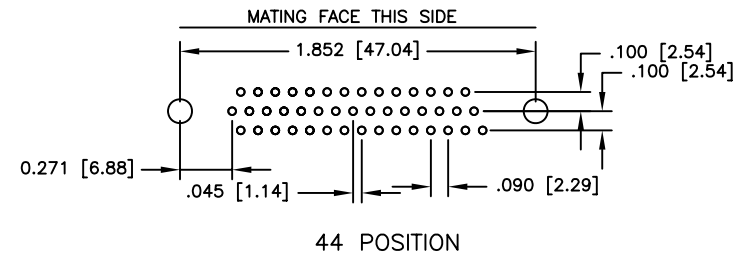
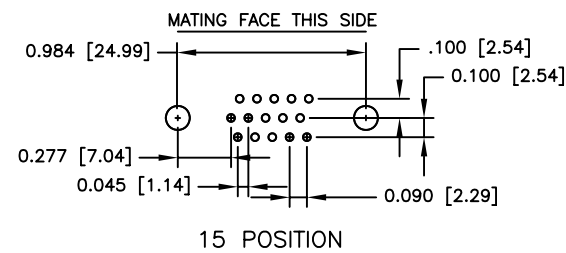
FRONT MOUNTING OPTIONS

- I: 4-40 THREADED INSERTS
- S: 4-40 FEMALE SCREWLOCKS .189 [4.80]

PCB MOUNTING OPTIONS

- 2: LOCKING FORKS

RECOMMENDED PCB HOLE PATTERNS



NOTES:

- SHELL MATERIAL: STEEL
- SHELL FINISH: TIN PLATED
- INSULATOR MATERIAL: THERMOPLASTIC UL94V-0
- INSULATOR COLOR: BLACK
- CONTACT MATERIAL: COPPER ALLOY
- CONTACT TYPE: STAMPED
- CONTACT FINISH: SEE ORDER INFORMATION
- CONTACT ENGAGEMENT FORCE: 12 oz. (3.4N) Max.
- CONTACT SEPERATION FORCE: 0.75 oz. (0.2N) Min.
- TEMPERATURE RANGE: -55° TO +105° CENTIGRADE
- VOLTAGE RATING: 250 VAC
- CURRENT RATING: 3 AMPS MAX.
- INSULATION RESISTANCE: >3000 MEGOHMS @ 500 VDC
- CONTACT RESISTANCE: <15 MILLIOHMS
- DIELECTRIC WITHSTANDING VOLTAGE: 1000 VAC MIMIMUM (1 MINUTE)

THIS IS A CONTROLLED DOCUMENT AND IS SUBJECT TO CHANGE. CONTACT NORTHERN TECHNOLOGIES ENGINEERING FOR THE LATEST REVISION.

UNLESS OTHERWISE SPECIFIED

- ALL DIMENSIONS ARE IN INCHES (MM)
- DIMENSIONS ARE TYPICAL

**Northern Technologies**

THIS DRAWING IS THE PROPERTY OF NORTHERN TECHNOLOGIES AND SHOULD NOT BE REPRODUCED WITHOUT NORTHERN TECHNOLOGIES WRITTEN PERMISSION.

DRAWN JSD		24-JAN-06		PART NUMBER SEE ORDER INFORMATION	
CHECKED SCN		24-JAN-06		DESCRIPTION DR3E SERIES HIGH DENSITY CONNECTORS 0.350 FOOTPRINT	
ISSUED		24-JAN-06		SIZE B	CODE 200_160
				DWG NO. 0002-200-160	REV
SCALE 1:1				SHEET 1 OF 1	