
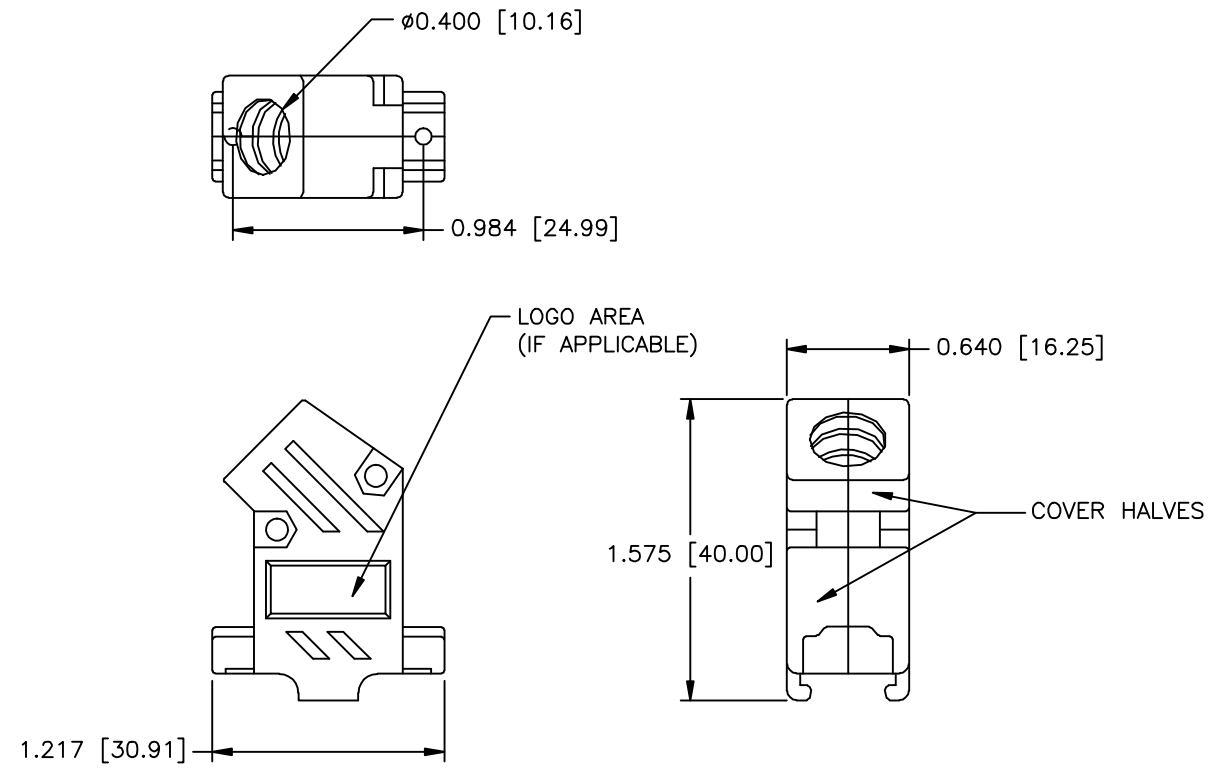
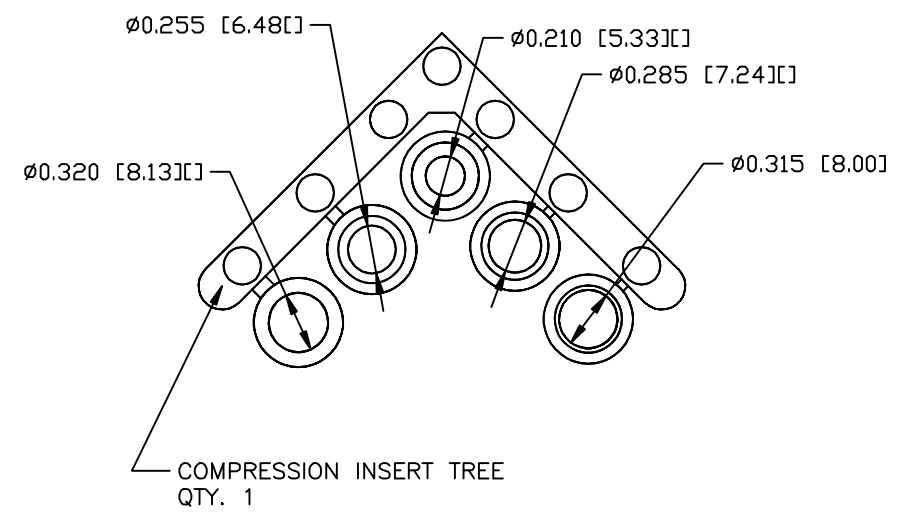






REVISIONS				
ZONE	REV	DESCRIPTION	DATE	APPROVED
	A	ECN 0553	20-MAY-05	
	B	ECN 0602	10-AUG-06	
	C	ECN 0732	31-OCT-13	
	D	ECN 0755	12-NOV-14	



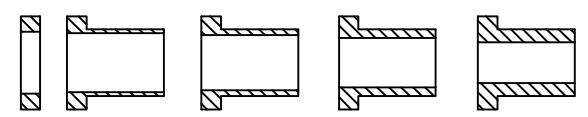
PART NUMBER INFORMATION

PART#	LOGO STYLE	SUPPLIED
A30E200000	NO LOGO	BULK
C88E200000	NO LOGO	PACKAGED
A30E201000	NORTECH LOGO	BULK
C88E201000	NORTECH LOGO	PACKAGED



- 
 #4-40 X 7/16" FILLISTER HEAD MACHINE SCREW
 MATERIAL - STEEL
 FINISH - BRIGHT ZINC (HEXAVALENT CHROMIUM FREE)
 QTY: 2 EACH
- 
 #4-40 #2 BLANK HEX NUT
 MATERIAL - STEEL
 FINISH - BRIGHT ZINC (HEXAVALENT CHROMIUM FREE)
 QTY: 2 EACH
- 
 #4-40 X 1/2" FILLISTER HEAD CAPTIVE SCREW
 MATERIAL - STEEL
 FINISH - BRIGHT ZINC (HEXAVALENT CHROMIUM FREE)
 QTY: 2 EACH
- 
 #4 SADDLE WASHER
 MATERIAL - STEEL
 FINISH - BRIGHT ZINC (HEXAVALENT CHROMIUM FREE)
 QTY: 2 EACH

- CONNECTOR COVER:
- MATERIAL: ABS COMPOUND - UL94HB
 - FINISH: NICKEL PLATING PER NTC SPECIFICATION N/T 000500
 - DIMENSIONS: INCHES [MM]
 - TOLERANCE: ±0.015 [0.381]
- COMPRESSION INSERT TREE
- MATERIAL: THERMOPLASTIC
 - COLOR: BLACK
 - DUROMETER: 75 ±5 TYPE A PER ASTM D2240
 - DIMENSIONS: INCHES [MM]
 - TOLERANCE: ±0.020 [0.508]



THIS IS A CONTROLLED DOCUMENT AND IS SUBJECT TO CHANGE. CONTACT NORTHERN TECHNOLOGIES ENGINEERING FOR THE LATEST REVISION.

UNLESS OTHERWISE SPECIFIED		Northern Technologies <small>THIS DRAWING IS THE PROPERTY OF NORTHERN TECHNOLOGIES AND SHOULD NOT BE REPRODUCED WITHOUT NORTHERN TECHNOLOGIES WRITTEN PERMISSION.</small>		
1. ALL DIMENSIONS ARE IN INCHES (MM) 2. DIMENSIONS ARE TYPICAL				
DRAWN JSD 10-FEB-05		PART NUMBER SEE PART NUMBER INFORMATION		
CHECKED SCN 10-FEB-05		DESCRIPTION CMP 09 45 DEGREE EXIT TWO PIECE METALIZED PLASTIC COVER		
ISSUED 10-FEB-05		SIZE B	CODE 200_136	REV
		DWG NO. 0002-200-136		
		SCALE 1:1	SHEET 1 OF 1	