






-  #4-40 X 7/16" FILLISTER HEAD MACHINE SCREW
MATERIAL - STEEL
FINISH - BRIGHT ZINC (HEXAVALENT CHROMIUM FREE)
QTY: 2 EACH
-  #4-40 #2 BLANK HEX NUT
MATERIAL - STEEL
FINISH - BRIGHT ZINC (HEXAVALENT CHROMIUM FREE)
QTY: 2 EACH
-  #4-40 X 1/2" FILLISTER HEAD CAPTIVE SCREW
MATERIAL - STEEL
FINISH - BRIGHT ZINC (HEXAVALENT CHROMIUM FREE)
QTY: 2 EACH
-  #4 SADDLE WASHER
MATERIAL - STEEL
FINISH - BRIGHT ZINC (HEXAVALENT CHROMIUM FREE)
QTY: 2 EACH

THIS IS A CONTROLLED DOCUMENT AND IS SUBJECT TO CHANGE. CONTACT NORTHERN TECHNOLOGIES ENGINEERING FOR THE LATEST REVISION.

REVISIONS				
ZONE	REV	DESCRIPTION	DATE	APPROVED
	A	ECN 0553	20-MAY-05	
	B	ECN 0601	10-AUG-06	



PART NUMBER INFORMATION

PART#	LOGO STYLE	SUPPLIED
A30E320000	NO LOGO	BULK
C88E320000	NO LOGO	PACKAGED
A30E321000	NORTECH LOGO	BULK
C88E321000	NORTECH LOGO	PACKAGED

CONNECTOR COVER:

1. MATERIAL: ABS COMPOUND - UL94HB
2. FINISH: NICKEL PLATING PER NTC SPECIFICATION N/T 000500
3. DIMENSIONS: INCHES [MM]
4. TOLERANCE: ±0.015 [0.381]

COMPRESSION INSERT TREE

1. MATERIAL: THERMOPLASTIC
2. COLOR: BLACK
3. DUROMETER: 75 ±5 TYPE A PER ASTM D2240
4. DIMENSIONS: INCHES [MM]
5. TOLERANCE: ±0.020 [0.508]

UNLESS OTHERWISE SPECIFIED		Northern Technologies			THIS DRAWING IS THE PROPERTY OF NORTHERN TECHNOLOGIES AND SHOULD NOT BE REPRODUCED WITHOUT NORTHERN TECHNOLOGIES WRITTEN PERMISSION.	
1. ALL DIMENSIONS ARE IN INCHES (MM) 2. DIMENSIONS ARE TYPICAL		PART NUMBER SEE PART NUMBER INFORMATION				
DRAWN JSD 10-FEB-05		DESCRIPTION CMP 25 STR EXIT TWO PIECE METALIZED PLASTIC COVER				
CHECKED SCN 10-FEB-05	ISSUED 10-FEB-05	SIZE B	CODE 200_133	DWG NO. 0002-200-133	REV	
		SCALE 1:1			SHEET 1 OF 1	