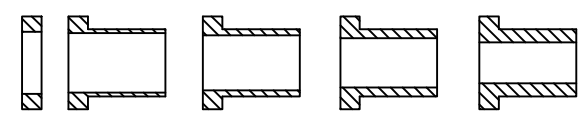
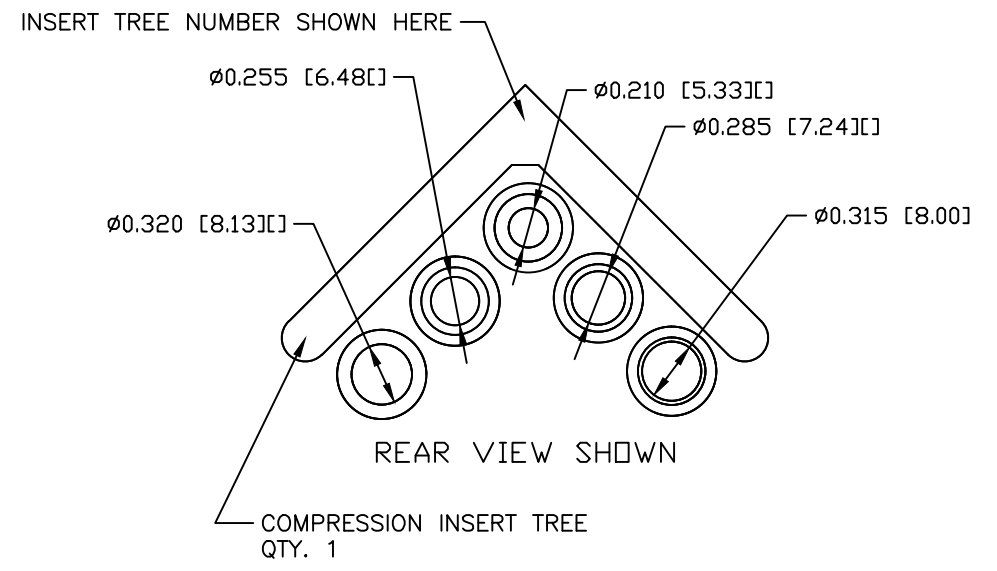






PART NUMBER INFORMATION

PART#	LOGO STYLE	SUPPLIED
A30E300000	NO LOGO	BULK
C88E300000	NO LOGO	PACKAGED
A30E301000	NORTECH LOGO	BULK
C88E301000	NORTECH LOGO	PACKAGED



- 
 #4-40 X 7/16" FILLISTER HEAD MACHINE SCREW  
 MATERIAL - STEEL  
 FINISH - BRIGHT ZINC (HEXAVALENT CHROMIUM FREE)  
 QTY: 2 EACH
- 
 #4-40 #2 BLANK HEX NUT  
 MATERIAL - STEEL  
 FINISH - BRIGHT ZINC (HEXAVALENT CHROMIUM FREE)  
 QTY: 2 EACH
- 
 #4-40 X 1/2" FILLISTER HEAD CAPTIVE SCREW  
 MATERIAL - STEEL  
 FINISH - BRIGHT ZINC (HEXAVALENT CHROMIUM FREE)  
 QTY: 2 EACH
- 
 #4 SADDLE WASHER  
 MATERIAL - STEEL  
 FINISH - BRIGHT ZINC (HEXAVALENT CHROMIUM FREE)  
 QTY: 2 EACH

CONNECTOR COVER:

1. MATERIAL: ABS COMPOUND - UL94HB
2. FINISH: NICKEL PLATING PER NTC SPECIFICATION N/T 000500
3. DIMENSIONS: INCHES [MM]
4. TOLERANCE: ±0.015 [0.381]

COMPRESSION INSERT TREE

1. MATERIAL: THERMOPLASTIC
2. COLOR: BLACK
3. DUROMETER: 75 ±5 TYPE A PER ASTM D2240
4. DIMENSIONS: INCHES [MM]
5. TOLERANCE: ±0.020 [0.508]

THIS IS A CONTROLLED DOCUMENT AND IS SUBJECT TO CHANGE. CONTACT NORTHERN TECHNOLOGIES ENGINEERING FOR THE LATEST REVISION.

REVISIONS				
ZONE	REV	DESCRIPTION	DATE	APPROVED
	A	ECN 0553	20-MAY-05	
	B	ECN 0601	10-AUG-06	
	C	ECN 0755	12-NOV-14	
	D	ECN 0757	18-NOV-14	

UNLESS OTHERWISE SPECIFIED 1. ALL DIMENSIONS ARE IN INCHES (MM) 2. DIMENSIONS ARE TYPICAL		<b>Northern Technologies</b> <small>THIS DRAWING IS THE PROPERTY OF NORTHERN TECHNOLOGIES AND SHOULD NOT BE REPRODUCED WITHOUT NORTHERN TECHNOLOGIES WRITTEN PERMISSION.</small>		
DRAWN JSD		PART NUMBER SEE PART NUMBER INFORMATION		
10-FEB-05		DESCRIPTION CMP 09 STR EXIT TWO PIECE METALIZED PLASTIC COVER		
CHECKED SCN	10-FEB-05	SIZE B	CODE 200_131	DWG NO. 0002-200-131
ISSUED	10-FEB-05	SCALE 1:1		REV
				SHEET 1 OF 1