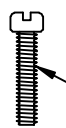



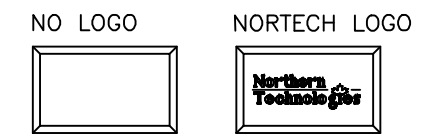


-  #4-40 X 7/16" FILLISTER HEAD MACHINE SCREW
MATERIAL - STEEL
FINISH - BRIGHT ZINC
QTY: 2 EACH
-  #4-40 #2 BLANK HEX NUT
MATERIAL - STEEL
FINISH - BRIGHT ZINC
QTY: 2 EACH
-  FILLISTER HEAD CAPTIVE SCREW
HEAD STYLE - SEE PAGE 2
MATERIAL - SEE PAGE 2
FINISH - SEE PAGE 2
QTY: 2 EACH
-  #4 SADDLE WASHER
MATERIAL - STEEL
FINISH - BRIGHT ZINC
QTY: 2 EACH



CONNECTOR COVER:
 1. MATERIAL: ZINC ALLOY
 2. FINISH: BRIGHT ZINC PLATING PER NTC SPECIFICATION N/T 000100
 3. DIMENSIONS: INCHES [MM]
 4. TOLERANCE: ±0.015 [0.381]

COMPRESSION INSERT TREE
 1. MATERIAL: THERMOPLASTIC
 2. COLOR: BLACK
 3. DUROMETER: 75 ±5 TYPE A PER ASTM D2240
 4. DIMENSIONS: INCHES [MM]
 5. TOLERANCE: ±0.020 [0.508]

| REVISIONS | | | | |
|-----------|-----|-------------|-----------|----------|
| ZONE | REV | DESCRIPTION | DATE | APPROVED |
| | A | ECN 0531 | 06-MAY-05 | |
| | B | ECN 0600 | 10-AUG-06 | |
| | C | ECN 0628 | 24-JAN-07 | |
| | D | ECN 0643 | 24-JAN-08 | |
| | E | ECN 0644 | 08-FEB-08 | |

| | | | | |
|---|---------------------|--|-----------------|-------------------------|
| UNLESS OTHERWISE SPECIFIED 1. ALL DIMENSIONS ARE IN INCHES (MM) 2. DIMENSIONS ARE TYPICAL | | Northern Technologies THIS DRAWING IS THE PROPERTY OF NORTHERN TECHNOLOGIES AND SHOULD NOT BE REPRODUCED WITHOUT NORTHERN TECHNOLOGIES WRITTEN PERMISSION. | | |
| DRAWN JSD 20-MAR-05 | | PART NUMBER SEE PART NUMBER INFORMATION DESCRIPTION CM 37 METAL COVER | | |
| CHECKED SCN 20-MAR-05 | ISSUED 20-MAR-05 | SIZE B | CODE 200_104 | DWG NO. 0002-200-104 |
| | | SCALE NTS | SHEET 1 OF 2 | |

THIS IS A CONTROLLED DOCUMENT AND IS SUBJECT TO CHANGE. CONTACT NORTHERN TECHNOLOGIES ENGINEERING FOR THE LATEST REVISION.

PART NUMBER INFORMATION

| PART# | WITH #4-40 X 1/2" CAPTIVE SCREWS (SLOT HEAD) | SUPPLIED |
|------------|--|----------|
| A29E821373 | NO LOGO COVER TOP | BULK |
| A29E921370 | NORTECH LOGO COVER TOP | BULK |
| A30E130100 | COVER BOTTOM | BULK |
| C88E000210 | NO LOGO | PACKAGED |
| C88E000206 | NORTECH LOGO | PACKAGED |

| PART# | WITH #4-40 X 7/16" CAPTIVE SCREWS (SLOT HEAD) | SUPPLIED |
|-------------|---|----------|
| A29E8213731 | NO LOGO COVER TOP | BULK |
| A29E9213701 | NORTECH LOGO COVER TOP | BULK |
| A30E130100 | COVER BOTTOM | BULK |
| C88E0002101 | NO LOGO | PACKAGED |
| C88E0002061 | NORTECH LOGO | PACKAGED |

| PART# | WITH M2.5 X 12.7MM CAPTIVE SCREWS (SLOT HEAD) | SUPPLIED |
|----------------|---|----------|
| A29E821373M25S | NO LOGO COVER TOP | BULK |
| A29E921370M25S | NORTECH LOGO COVER TOP | BULK |
| A30E130100 | COVER BOTTOM | BULK |
| C88E000210M25S | NO LOGO | PACKAGED |
| C88E000206M25S | NORTECH LOGO | PACKAGED |

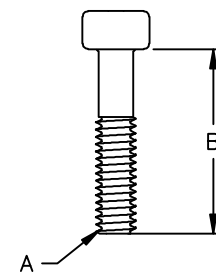
| PART# | WITH M2.6 X 12.7MM CAPTIVE SCREWS (SLOT HEAD) | SUPPLIED |
|----------------|---|----------|
| A29E821373M26S | NO LOGO COVER TOP | BULK |
| A29E921370M26S | NORTECH LOGO COVER TOP | BULK |
| A30E130100 | COVER BOTTOM | BULK |
| C88E000210M26S | NO LOGO | PACKAGED |
| C88E000206M26S | NORTECH LOGO | PACKAGED |

| PART# | WITH M3 X 12.7MM CAPTIVE SCREWS (SLOT HEAD) | SUPPLIED |
|---------------|---|----------|
| A29E821373M3S | NO LOGO COVER TOP | BULK |
| A29E921370M3S | NORTECH LOGO COVER TOP | BULK |
| A30E130100 | COVER BOTTOM | BULK |
| C88E000210M3S | NO LOGO | PACKAGED |
| C88E000206M3S | NORTECH LOGO | PACKAGED |

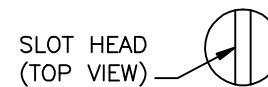
| PART# | WITH #4-40 X 1/2" CAPTIVE SCREWS (PHILLIPS HEAD) | SUPPLIED |
|--------------|--|----------|
| A29E821373PS | NO LOGO COVER TOP | BULK |
| A29E921370PS | NORTECH LOGO COVER TOP | BULK |
| A30E130100 | COVER BOTTOM | BULK |
| C88E000210PS | NO LOGO | PACKAGED |
| C88E000206PS | NORTECH LOGO | PACKAGED |

| REVISIONS | | | | |
|-----------|-----|-------------|------|----------|
| ZONE | REV | DESCRIPTION | DATE | APPROVED |
| | | | | |
| | | | | |
| | | | | |

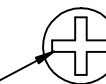
FILLISTER HEAD CAPTIVE SCREW



| THREAD (A) | LENGTH (B) | HEAD STYLE | MATERIAL | PLATING |
|--------------|------------|------------|------------------|---------|
| #4-40 UNC | 1/2 INCH | SLOT | COLD ROLL STEEL | ZINC |
| #4-40 UNC | 7/16 INCH | SLOT | COLD ROLL STEEL | ZINC |
| M2.5 X .45MM | 12.7 MM | SLOT | LOW CARBON STEEL | ZINC |
| M2.6 X .45MM | 12.7 MM | SLOT | LOW CARBON STEEL | ZINC |
| M3 X .5MM | 12.7 MM | SLOT | LOW CARBON STEEL | ZINC |
| #4-40 UNC | 1/2 INCH | PHILLIPS | LOW CARBON STEEL | ZINC |



SLOT HEAD (TOP VIEW)



PHILLIPS HEAD (TOP VIEW)

THIS IS A CONTROLLED DOCUMENT AND IS SUBJECT TO CHANGE. CONTACT NORTHERN TECHNOLOGIES ENGINEERING FOR THE LATEST REVISION.

| | | | | |
|---|---------------------|---|-----------------|--------------------------------|
| UNLESS OTHERWISE SPECIFIED 1. ALL DIMENSIONS ARE IN INCHES [MM] 2. DIMENSIONS ARE TYPICAL | | Northern Technologies <small>THIS DRAWING IS THE PROPERTY OF NORTHERN TECHNOLOGIES AND SHOULD NOT BE REPRODUCED WITHOUT NORTHERN TECHNOLOGIES WRITTEN PERMISSION.</small> | | |
| DRAWN JSD 20-MAR-05 | | PART NUMBER SEE PART NUMBER INFORMATION DESCRIPTION CM 37 METAL COVER | | |
| CHECKED SCN 20-MAR-05 | ISSUED 20-MAR-05 | SIZE B | CODE 200_104 | DWG NO. 0002-200-104 REV |
| | | SCALE NTS | SHEET 2 OF 2 | |